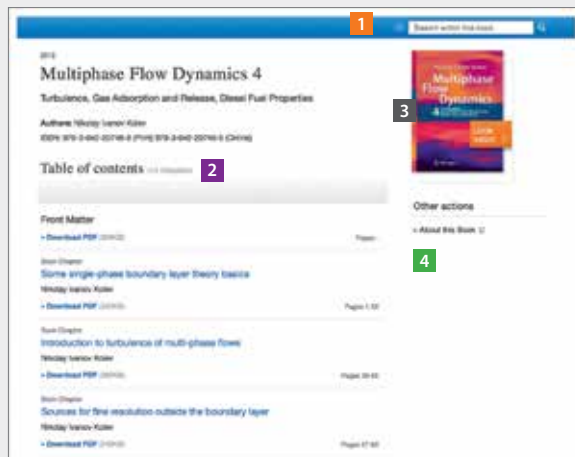


## 4. Journal Homepage and Book Homepage



- 1 Search within this journal
- 2 Volumes & Issues Browse
- 3 List of latest articles
- 4 Look Inside (Preview)
- 5 About This Journal



- 1 Search within this book
- 2 Table of contents with book chapters
- 3 Look Inside (Preview)
- 4 About This Book

## 5. Article / Chapter Page and Export Citation



- 1 Download PDF
- 2 View (HTML) Article
- 3 Look Inside (Preview)
- 4 Abstract
- 5 Related Articles
- 6 Supplementary Material
- 7 References
- 8 About this Article
- 9 Citation Export
- 10 'Wthin this Article'-functionality



Below the journal or book cover there is a link offered that allows to export citations.

Citations can be exported in the following formats:

- ProCite (RIS)
- Reference Manager (RIS)
- RefWorks (RIS)
- BookEnds (RIS)
- EndNote (RIS)
- PubMed (TXT)
- Text only (TXT)
- BibTeX (BIB)

For more information, please contact  
[marketing.apac@springer.com](mailto:marketing.apac@springer.com)



# SpringerLink

## Quick Reference Guide

1. Getting started and searched
2. Browse by Subject Collection
3. Related Documents and Search Results
4. Journal Homepage and Book Homepage
5. Article / Chapter Page and Export Citation

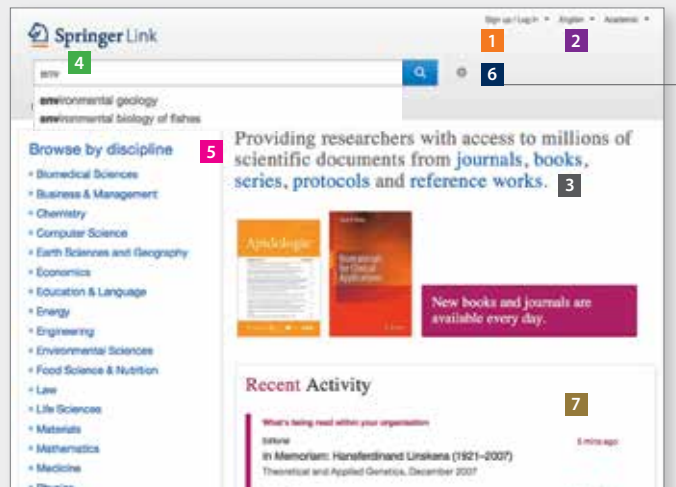
## 1. Getting started and searched

### Go to link.springer.com

- 1 Log In to be a recognized user
- 2 Select a language

The Homepage is divided into three parts:

- 3 Content available by content type
- 4 Easy Search functionality with fast & easy Google-like auto-suggest
- 5 Browse functionality by subject collection
- 6 Advanced search and help functionality can be accessed by clicking the 'settings wheel'
- 7 Here you see the most recent downloads within your organization.

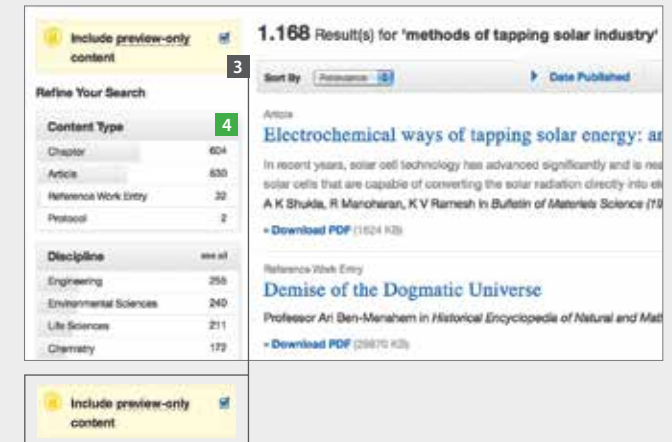


## 2. Browse by Subject Collection



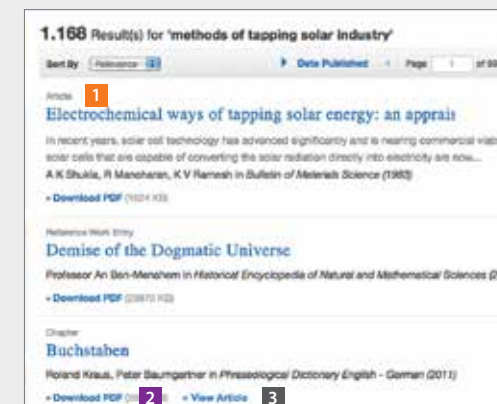
- 1 Browse content by discipline. Click on the topic of your choice and you will end up on the search results page, showing all entries for this discipline.
- 2 You can also browse by content type.
  - (Journal ) Articles
  - (Book) Chapters and Series
  - References Work Entries
  - Protocols

## 3. Related Documents and Search Results



- 3 Uncheck the yellow box – “include preview content only” – if you prefer to see only the content accessible by your institution.  
By default you see **all results** displayed, i.e. content you have access to and **preview-only** content.

- 4 The left navigation bar shows the following predefined filter options:
  - Content type
  - Discipline
  - Subdiscipline
  - Published in
  - Language



Structure of list items within a search result page

- 1 Type of content
- 2 Download PDF
- 3 View in HTML