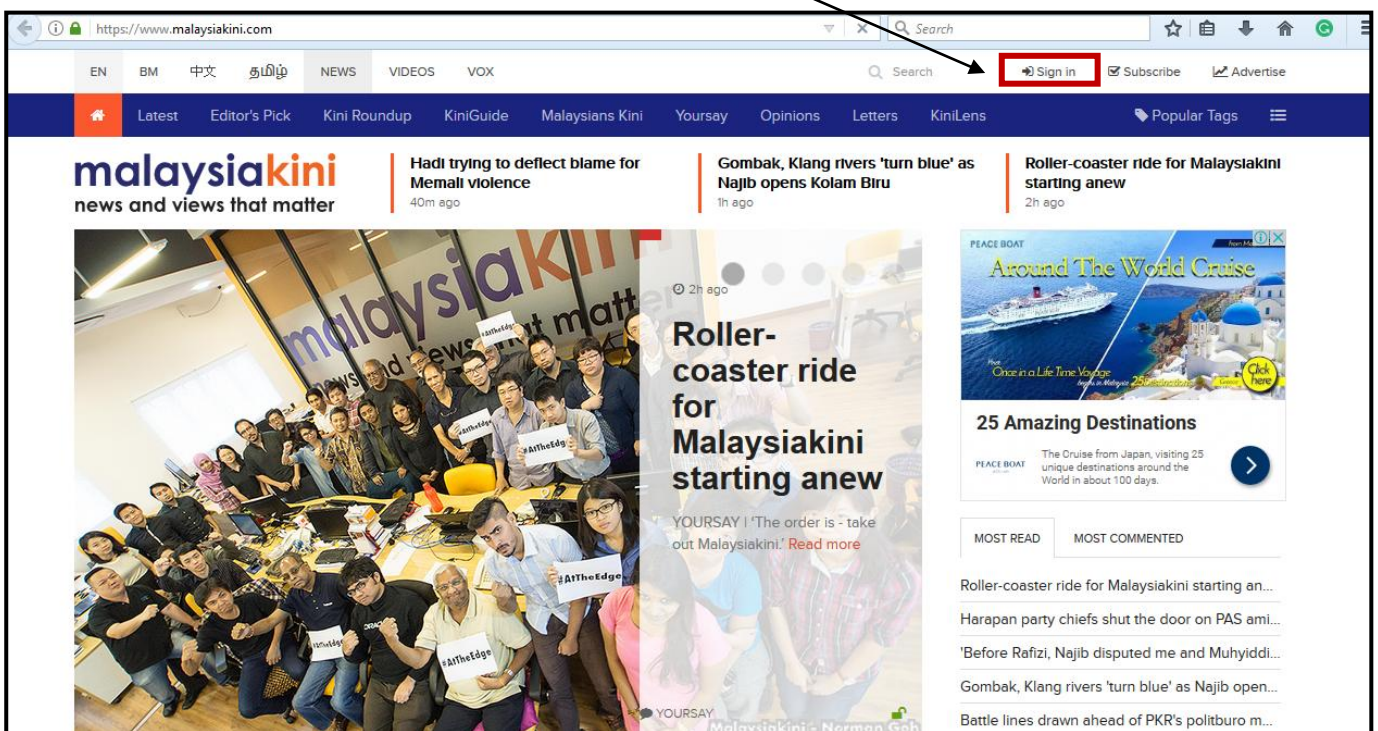


## Tun Dr Lim Chong Eu Library

### Guide to access Malaysiakini.com

[Best viewed in Mozilla Firefox ver. 54, Internet Explorer ver.11 or Chrome ver.60 or higher]

1. Go to Library's website at [http://woulibrary.wou.edu.my/digital\\_lib/e-resources.asp](http://woulibrary.wou.edu.my/digital_lib/e-resources.asp) **List of e-resources**. Scroll down and select **Malaysiakini** database.
2. Sign-in using your WOU's username and password.
3. From the Malaysiakini homepage, click on the **Sign in** link.



4. Select the **Static IP Sign in** link.

**Sign In**

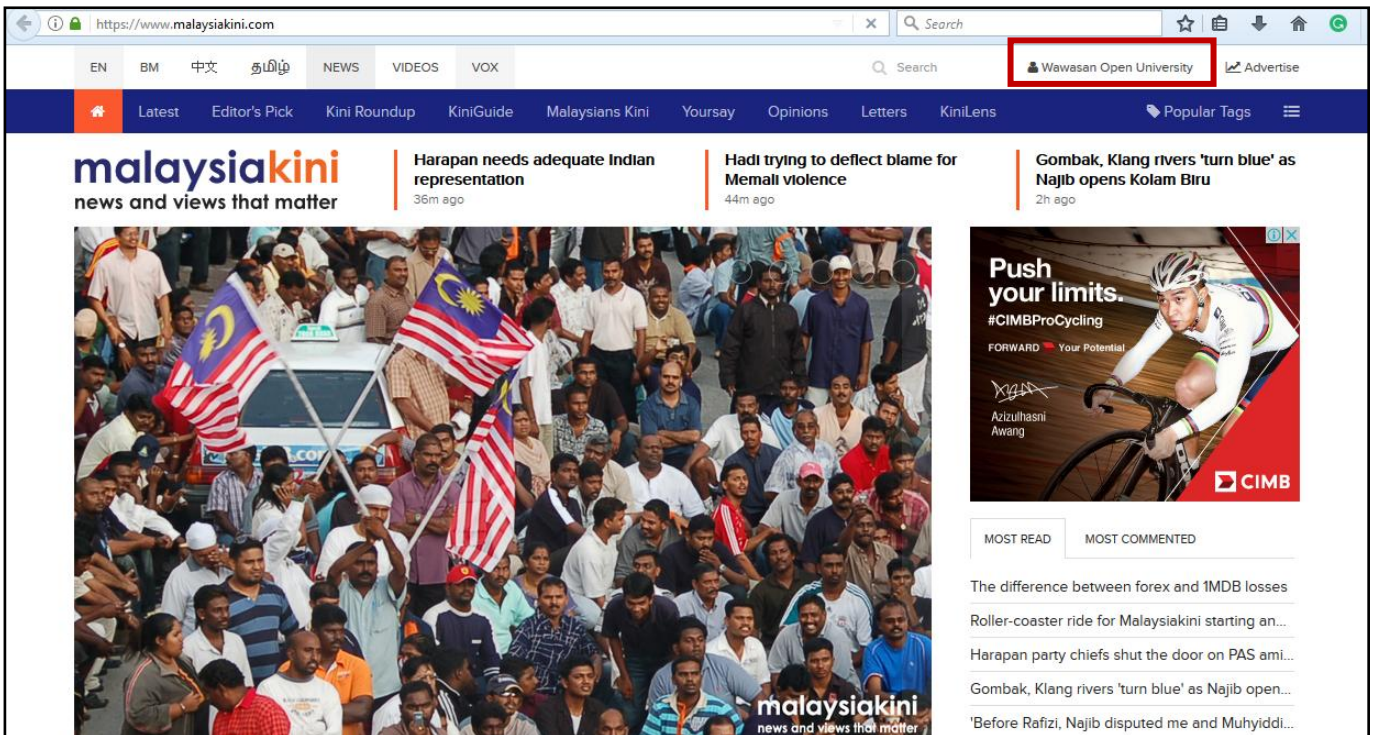
Username

Password

Remember Me

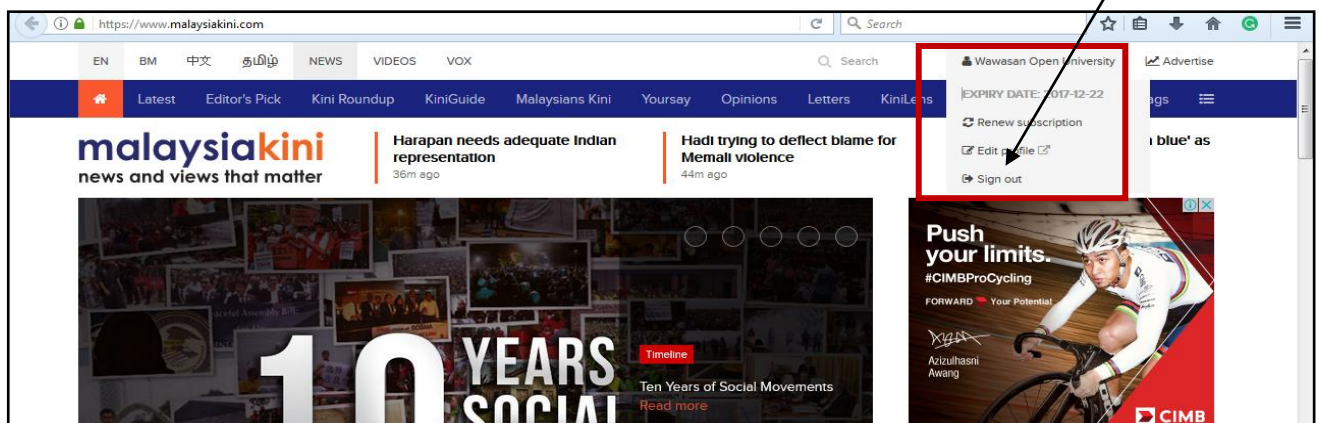
OR

5. You will then see the name of **Wawasan Open University** appearing on the header.



6. You can start to read the full-text articles.

7. To exit, click on the header link “Wawasan Open University”, then select the **Sign out** link.



**Notes:** Starting 10 August 2017, PCs using Windows XP Operating System (OS) is no longer supported by Malaysiakini. You may need to upgrade your PC to the latest OS (Windows 7.0 or higher) in order to sign-in and view Malaysiakini news correctly. IP Sign-in **is not supported** using smartphone device (mobile site).